



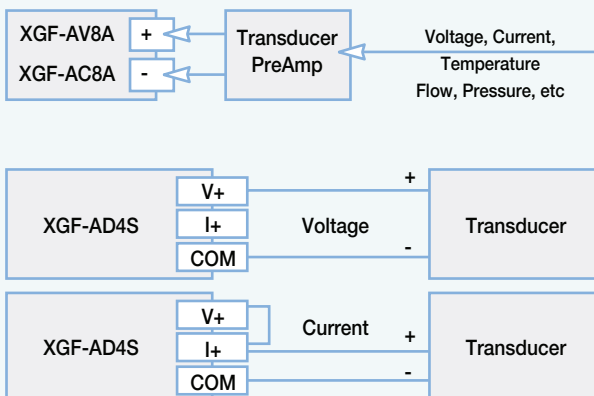
Features

- Fast conversion processing
- High resolution
- Setting and monitoring the special module parameter through XG5000
- Supporting 4 types of digital output data format

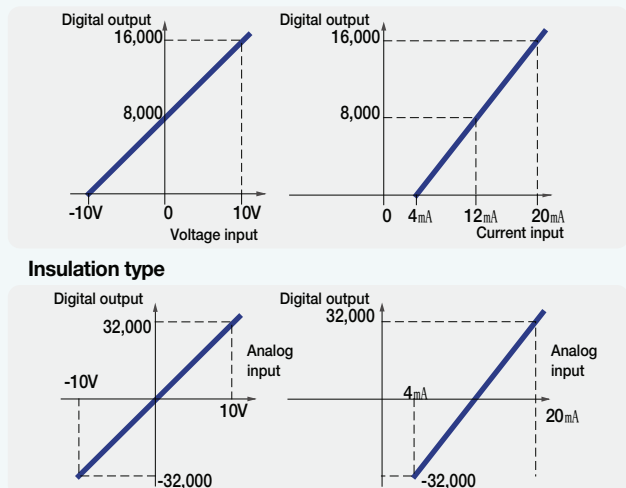
Specifications

Item	XGF-AV8A (Voltage input)	XGF-AC8A (Current input)	XGF-AD4S (Voltage/Current input)							
No. of input channel	8 channels			4 channels						
Analog input	DC 1~5V, 0~5V, 0~10V, -10~10V	DC 4~20mA, 0~20mA	DC 1~5V, 0~5V, 0~10V, -10~10V DC 4~20mA, 0~20mA							
	Selection of input range in program or S/W package (Available to be set per channel)									
Digital output	XGF-AV8A	Analog input		1~5V	0~5V	0~10V	-10~10V			
		Digital output	Unsigned value		0~16,000					
			Signed value		-8000~8,000					
			Precise value		1,000~5,000	0~5,000	0~10,000	-10,000~10,000		
	Percentile value		0~10,000							
	XGF-AC8A	Analog input		4~20mA			0~20mA			
		Digital output	Unsigned value		0~16,000					
			Signed value		-8,000~8,000					
			Precise value		4,000~20,000			0~20,000		
	Percentile value		0~10,000							
	XGF-AD4S	Analog input		1~5V	0~5V	0~10V	-10~10V	4~20mA	0~20mA	
		Digital output	Signed value		-32,000~32,000					
Precise value			1,000~5,000	0~5,000	0~10,000	-10,000~10,000	4,000~20,000	0~20,000		
Percentile value			0~10,000							
Resolution	1/16,000			1/64,000						
	1~5V	0.250mV	4~20mA	1.0μA	1~5V	62.5μV	4~20mA	250nA		
	0~5V	0.3125mV			0~5V	78.1μV				
	0~10V	0.625mV	0~20mA	1.25μA	0~10V	156.3μV	0~20mA	312.5nA		
Accuracy	±0.2% or less (Ambient temperature 25°C)			±0.05% or less (Ambient temperature 25°C)						
	±0.3% or less (Range of operation temperature)			Temp. coefficient ±16.7ppm/°C(Range of operation temperature)						
Conversion speed	250μs/channel									
Max. absolute input	15V	±30mA			Voltage: ±15V, Current: ±30mA					
Insulation method	Photo-coupler Insulation between input terminal and power supply									
	No insulation between channels			Insulation between channels						
Connection terminal	18 points									
No. of occupied	Fixed type (Setting in basic parameter): 64 points									
I/O points	Variable type (Dissolving in basic parameter): 16 points									
Current consumption	420mA			610mA						
Weight (Kg)	0.14									

Configuration



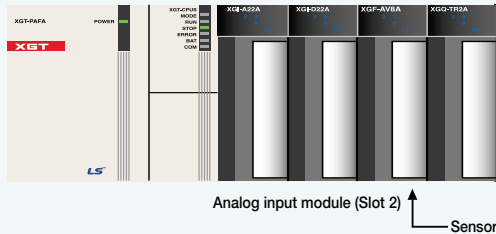
A/D conversion characteristics



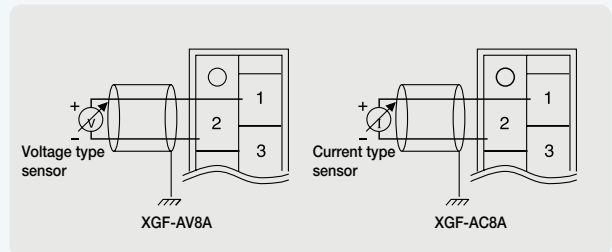
Special module / Analog input module (Example)

This is a simple example to start Analog input module setting. For more details, refer to user's manual.

System configuration



Wiring



Parameter setting

In the parameter setting box, select slot and analog module that you want to use.
(This example shows to select '0' channel of voltage input type.)

You need to fill out each item suitable for your system.

Press the <Details> button at lower end of parameter setting box after selecting the module.

Programming

Create a program for A/D conversion (0~10V to 0~16,000).

Special devices for programming

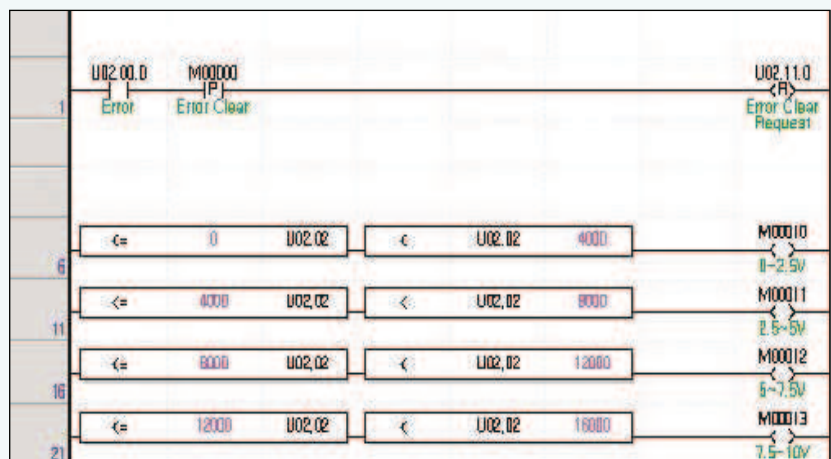
Refer to user's manual for more details.

U02.0.0: Error

U02.11.0: Requesting error-clear

U02.02: Memory of channel A/D value

Uxy.aa.bb
 x: Base number
 y: Slot number
 aa,bb: Refer to user's manual.



Special